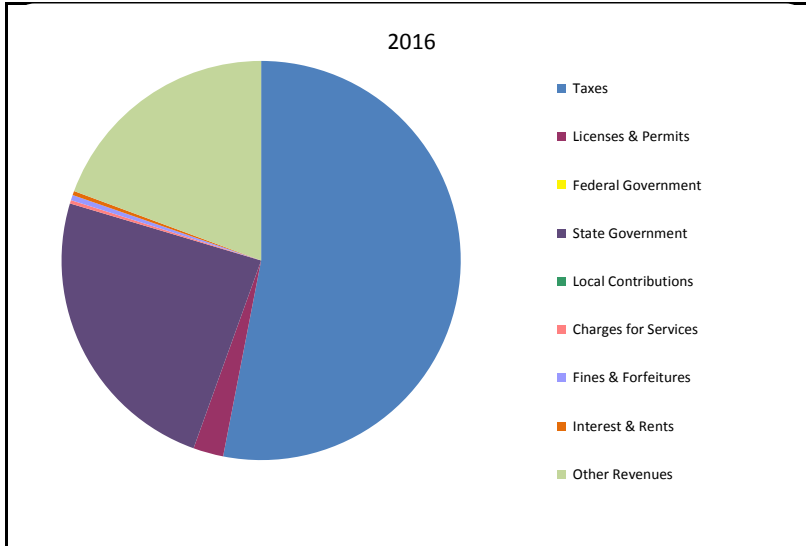


**CITIZENS' GUIDE TO LOCAL UNIT FINANCES - Williamston - Ingham**

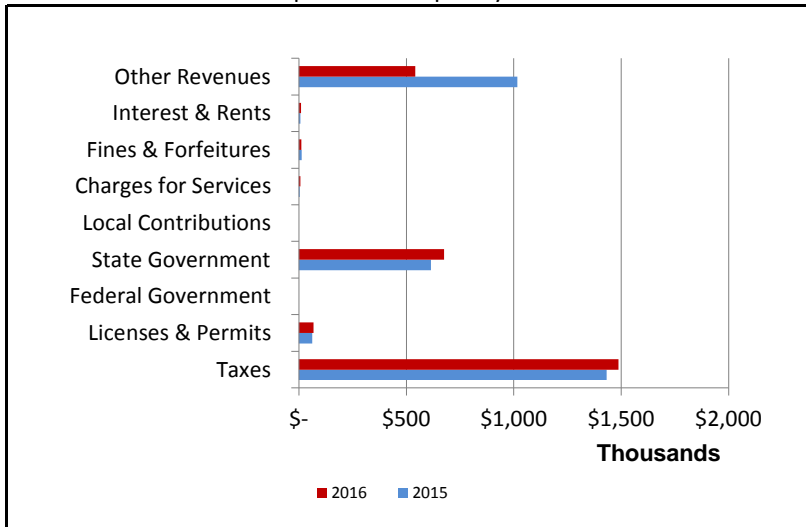
1. Where our money comes from (all governmental funds)



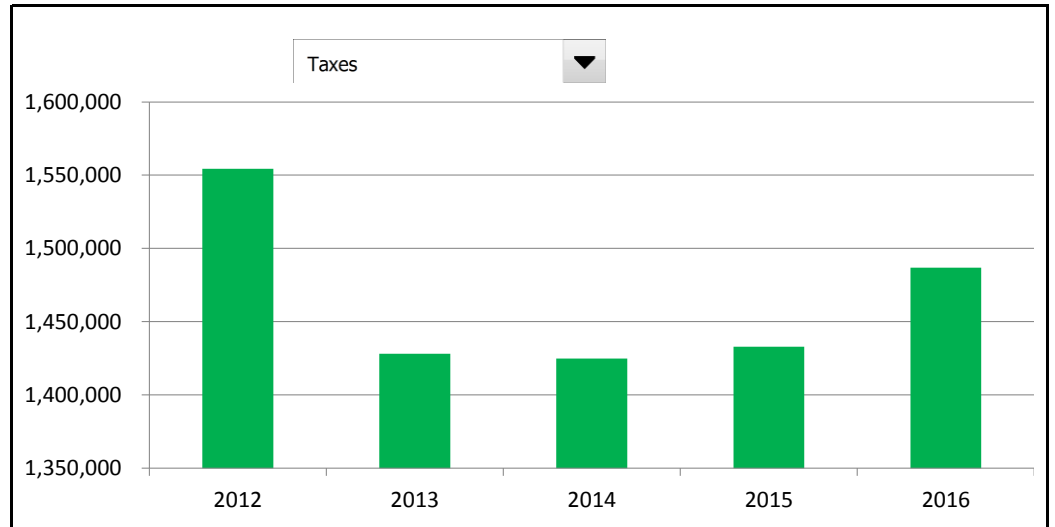
2. Compared to the prior year

	2015	2016	Change
Taxes	\$ 1,432,920	\$ 1,486,881	3.77%
Licenses & Permits	\$ 62,818	\$ 68,467	8.99%
Federal Government	\$ -	\$ -	N/A
State Government	\$ 614,211	\$ 676,003	10.06%
Local Contributions	\$ -	\$ -	N/A
Charges for Services	\$ 4,572	\$ 7,659	67.52%
Fines & Forfeitures	\$ 12,546	\$ 12,009	-4.28%
Interest & Rents	\$ 6,539	\$ 9,394	43.66%
Other Revenues	\$ 1,017,165	\$ 542,173	-46.70%
<b>Total Revenues</b>	<b>\$ 3,150,771</b>	<b>\$ 2,802,586</b>	<b>-11.05%</b>

3. Revenue sources - compared to the prior year



4. Historical trends of individual sources



Commentary:

For more information on our unit's finances, contact Rachel Piner at 517-655-2774.